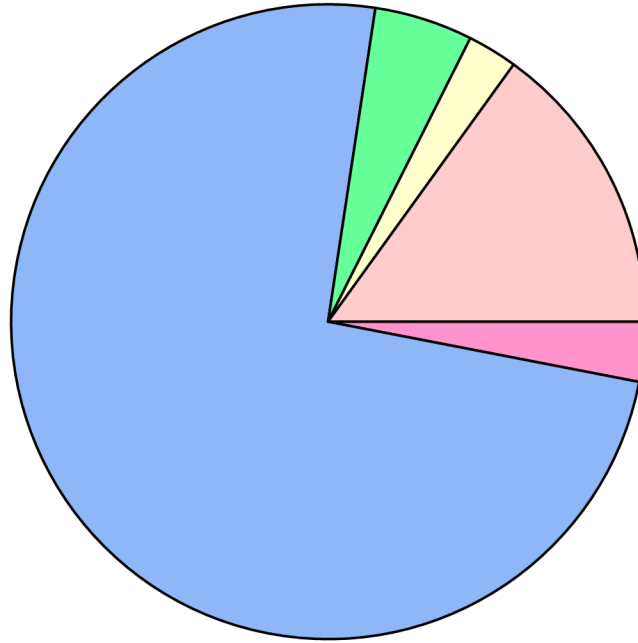


Educational Service Provider: Operating Expenditures

School District: Old Mission Peninsula School (28900)

Fiscal Year: 2023-2024



- Business Services (25x)
- Central & Other Support Services (28x, 291, 292, 295, 299)
- General Administration (23x)
- Instructional Expenditures (1xx, 293)
- Instructional Staff Support Services (22x)
- Operations and Maintenance (26x)
- Pupil Support Services (21x)
- School Administration (24x)
- Transportation (27x)

Educational Service Provider Operating Expenditures		
Instructional Expenditures (1xx, 293)	\$952,708	74.35%
Pupil Support Services (21x)	\$32,697	2.55%
Instructional Staff Support Services (22x)	\$0	0.00%
General Administration (23x)	\$0	0.00%
School Administration (24x)	\$192,719	15.04%
Business Services (25x)	\$38,940	3.04%
Operations and Maintenance (26x)	\$64,342	5.02%
Transportation (27x)	\$0	0.00%
Central & Other Support Services (28x, 291, 292, 295, 299)	\$0	0.00%
Total Operating Expenditures from ESP	\$1,281,406	100.00%
Total from ESP file	\$1,281,405	100.0%

Report based on district's 2024 Financial Information Database (FID) submission.


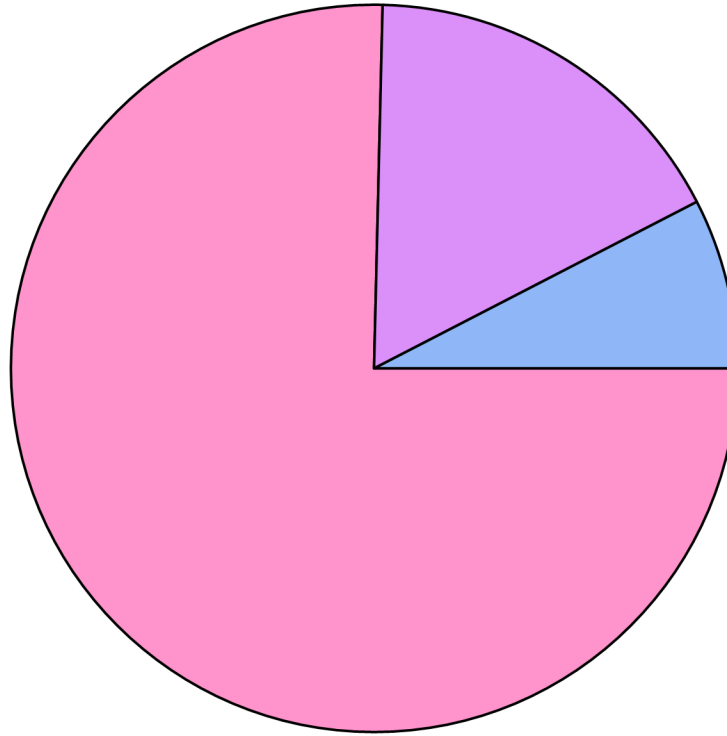
Caution should be used when using these financial data. Sound conclusions can only be drawn when the data elements are used in proper context. The ESP operational expenditure costs reported to the charts above are based on function codes as submitted to the Financial Information Database (FID). Districts are required by law (MCL 380.1281) to follow a common chart of accounts published as the Michigan Public School Accounting Manual when reporting financial data. Definitions for each of the function codes listed in the charts above may be found in the Manual available at: http://www.michigan.gov/documents/appendix_33974_7.pdf.

More district financial information can be found online at <https://www.mischooldata.org/DistrictSchoolProfiles/FinancialInformation/FinancialSummary.aspx>

Educational Service Provider: Transparency Expenditure Report

School District: Old Mission Peninsula School (28900)

Fiscal Year: 2023-2024



Educational Service Provider Expenditures		
Salaries (1xxx)	\$965,866	75.38%
Employee Benefits (2xxx)	\$218,478	17.05%
Rentals (42xx)	\$0	0.00%
Purchased Services (3xxx)	\$97,061	7.57%
Repairs & Maintenance (41xx)	\$0	0.00%
Supplies and Materials (5xxx)	\$0	0.00%
Capital Outlay (6xxx)	\$0	0.00%
Other Expenditures, Dues and Fees (74xx)	\$0	0.00%
Total from above	\$1,281,405	100.00%
Total expenditures reported in ESP file	\$1,281,405	100.0%

Report based on district's 2024 Financial Information Database (FID) submission.

Caution should be used when using these financial data. Sound conclusions can only be drawn when the data elements are used in proper context. The ESP expenditure costs reported to the charts above are based on objects codes in the ESP file as submitted to the Financial Information Database (FID). Districts are required by law (MCL 380.1281) to follow a common chart of accounts published as the Michigan Public School Accounting Manual when reporting financial data. Definitions for each of the object codes listed in the charts above may be found in the Manual available at: http://www.michigan.gov/documents/appendix_33974_7.pdf.

More district financial information can be found online at <https://www.mischooldata.org/DistrictSchoolProfiles/FinancialInformation/FinancialSummary.aspx>